









# My Summer Scrapbook

End of year Starters and Movers

## This Year Was Amazing!

Look at the pictures. Circle the things you did this year!

 read a book	 play a game	 draw a picture	 meet an animal
 watch a film	 sing a song	 swim	 go on a trip

My favourite thing this year was:

## I learned...

### Finish the sentences!

In English I can say: \_\_\_\_\_

I am good at: \_\_\_\_\_

My favourite lesson was: \_\_\_\_\_

This year I felt happy when: \_\_\_\_\_



## My Summer Plans!



Where are you going this summer? (CITY, TOWN, REGION)

Who are you going with? (FAMILY, FRIENDS, BOTH)

This summer I want to...

1

I want to go to...

2

I want to eat...

3

I want to play...

**Draw your perfect summer day!**

FOOD - PEOPLE - ACTIVITIES - PLACE



### End of Year Quiz!

Answer the questions! There are no wrong answers.

My best friend in class is: \_\_\_\_\_

Something funny was: \_\_\_\_\_

My favourite English word is: \_\_\_\_\_

Next year I want to: \_\_\_\_\_

I want to say thank you for: \_\_\_\_\_



## TEACHER'S GUIDE — My Summer Scrapbook Starters & Movers — End of Year CambridgeMB

**Overview** This worksheet is designed for the last class of the year. It combines language review, personal reflection and creative tasks in a low-pressure, fun format. All tasks are open-ended — there are no wrong answers. Estimated time: 45–60 minutes, though individual sections can be used independently.

### **This Year Was Amazing! — Circle activity** *Aim: vocabulary revision, speaking warm-up*

Before students circle anything, do a quick whole-class check — point to each picture word and elicit the phrase. This doubles as a vocabulary review. Once students have circled their choices, use it as a speaking activity: "Tell me one thing you circled." For Movers, extend to "Tell me one thing you circled and why."

### **I learned... — Sentence starters** *Aim: reflection, simple present / past simple*

Read each sentence starter aloud before students write. For Starters, accept single words or drawings alongside the writing. Suggested responses:

- *In English I can say:* colours, numbers, animals, greetings, classroom objects
- *I am good at:* reading, writing, colouring, singing, speaking
- *My favourite lesson was:* any topic or activity from the year
- *This year I felt happy when:* I got a good mark / I read a story / I spoke English

**Differentiation:** For Starters, allow students to draw their answer and then tell you what it means. For Movers, encourage a full sentence.

### **My Summer Plans! — Writing and wish bubbles** *Aim: future structures, vocabulary (places, people, activities)*

Model the task before students write — tell them your own summer plans using simple language: "I want to go to the beach. I want to eat ice cream." This gives students a template to follow.

The three wish bubbles use simple sentence starters:

- *I want to go to...* → a place (the beach, my grandma's house, the park)
- *I want to eat...* → a food (pizza, ice cream, paella)
- *I want to play...* → an activity (football, with my dog, in the water)

**Tip:** For very young Starters, allow drawings inside the bubbles with a label.

### **Draw Your Perfect Summer Day!** *Aim: creative expression, vocabulary extension*

Give students 10 minutes for this. When they finish, ask them to tell a partner one thing in their picture using English: "I have a \_\_\_\_." or "There is a \_\_\_\_." Display pictures on the wall if possible — it makes a lovely end-of-year display.

**Extension for Movers:** Ask students to write two or three labels on their drawing.

## **End of Year Quiz** *Aim: personal expression, positive classroom closure*

Do this as a whole-class activity first — ask each question out loud and take a few answers before students write. Keep the tone light and fun. The final question — *"I want to say thank you for..."* — works well as a closing moment. You can ask students to share their answers with the class or keep them private.

**Option:** Collect the worksheets and read the thank you messages aloud anonymously at the end of the lesson.

### **Timing guide**

<b>Section</b>	<b>Suggested time</b>
<b>Circle activity + speaking</b>	<b>8–10 min</b>
<b>I learned... sentences</b>	<b>8–10 min</b>
<b>Summer plans + wish bubbles</b>	<b>10 min</b>
<b>Draw your summer day</b>	<b>10 min</b>
<b>End of year quiz</b>	<b>8–10 min</b>

### **A note on differentiation**

This worksheet works across Starters and Movers with minimal adaptation. The key difference is in your expectations:

- **Starters** — single words, drawings, or dictated answers are all acceptable. Focus on participation and confidence.
- **Movers** — encourage complete sentences and more detail. Use the extension suggestions above.

*Assessment criteria adapted from Cambridge Assessment English. Cambridge YLE. © UCLES. | CambridgeMB | For classroom use only — not for redistribution.*