










## Part 1 – Look and Read (Vocabulary Match)

Draw lines between the vocabulary words and the pictures

Ghost		
Pumpkin		
Bat		
Black cat		
Witch		
Spider		
Hat		

**Play a Game! Pick one word and act it out for the class. They have to guess which word it is!**

## Part 2 – Listen and Colour

Do you have your colours ready?? Listen to your teacher and colour the picture



### Part 3 – Read and Circle (Yes/No Questions)

Look at the picture that you just coloured and circle **Yes** or **No**.

Is the bat flying?	<input checked="" type="radio"/> YES	<input type="radio"/> NO
Is the ghost sad?	<input checked="" type="radio"/> YES	<input type="radio"/> NO
Is the cat next to the pumpkin?	<input checked="" type="radio"/> YES	<input type="radio"/> NO
Is the pumpkin small?	<input checked="" type="radio"/> YES	<input type="radio"/> NO
Does the witch have a hat?	<input checked="" type="radio"/> YES	<input type="radio"/> NO

### Part 4 – Draw and Write



Draw your own **Halloween monster**.

Write 2 words about it (for example: "green," "monster").

DESCRIBE YOUR MONSTER: \_\_\_\_\_

# Answer Key

## **Part 2 – Listen and Colour** *(Teacher reads aloud; students colour the picture)*

“This is a pumpkin. Colour it orange.”

“There is a spider web. Under the web, draw a big black spider.”

“The witch has a hat. Colour the hat purple.”

“There’s a ghost. Colour the ghost light grey.”

“The bat is in the sky. Colour the bat brown.”

## **Part 3 – Read and Circle**

Is the bat flying? YES

Is the ghost sad? NO

Is the cat next to the pumpkin? YES

Is the pumpkin small? NO

Does the witch have a hat? YES